

VM-3240E CE

VM EXTENSION AMPLIFIER 240W



The VM-3240E is a multifunctional amplifier that can be mounted in an EIA-Standard equipment rack (3-unit size). The unit comes with the speaker output section which has an internal attenuator and 6-output selector. In addition, the unit features the surveillance function which automatically checks the system for failures.

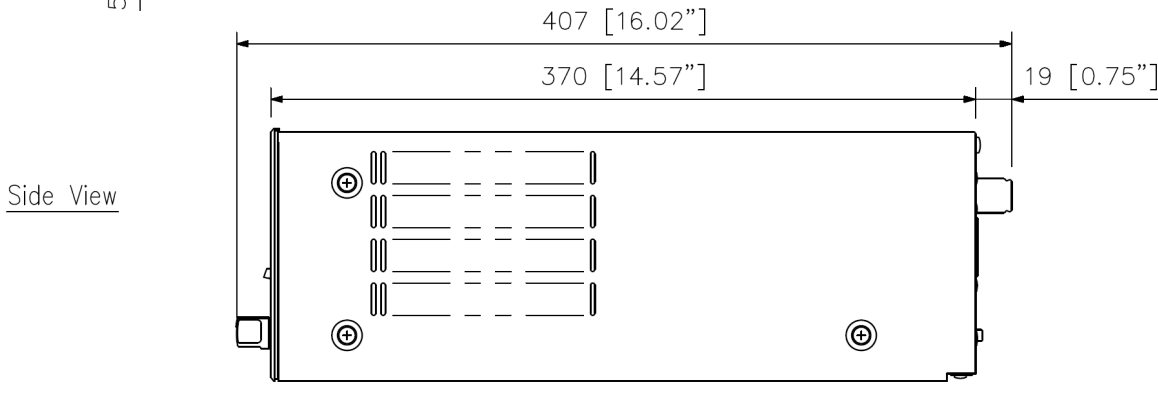
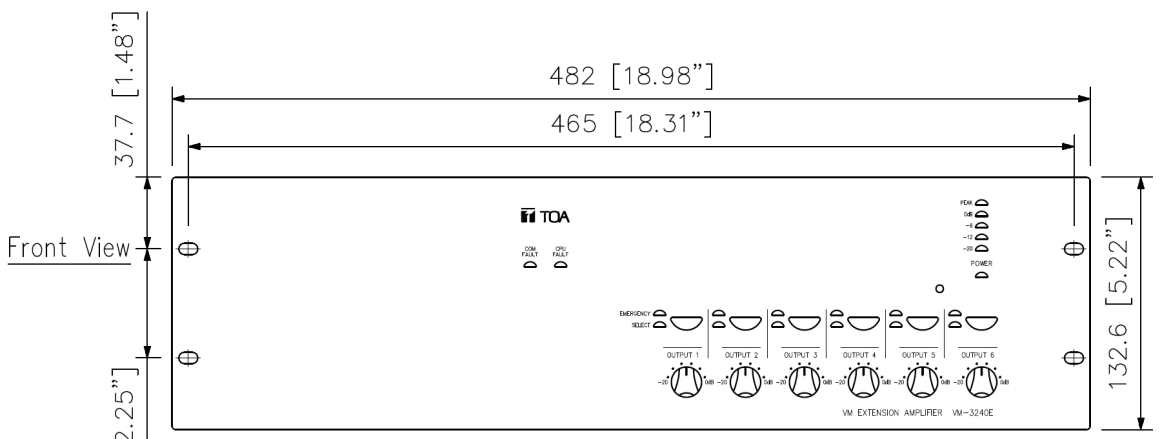
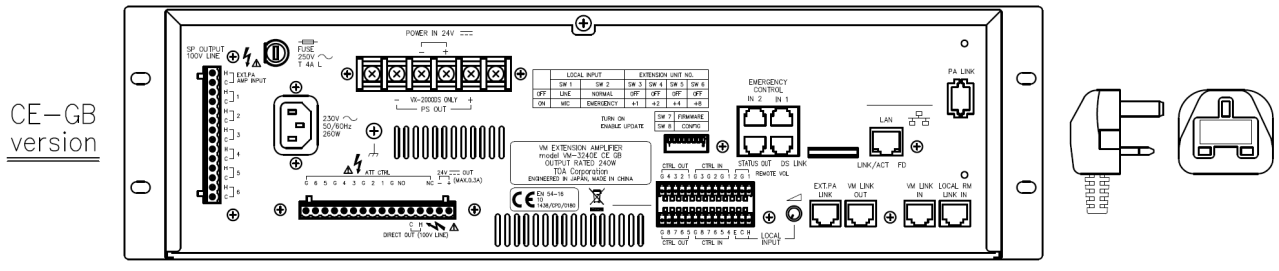
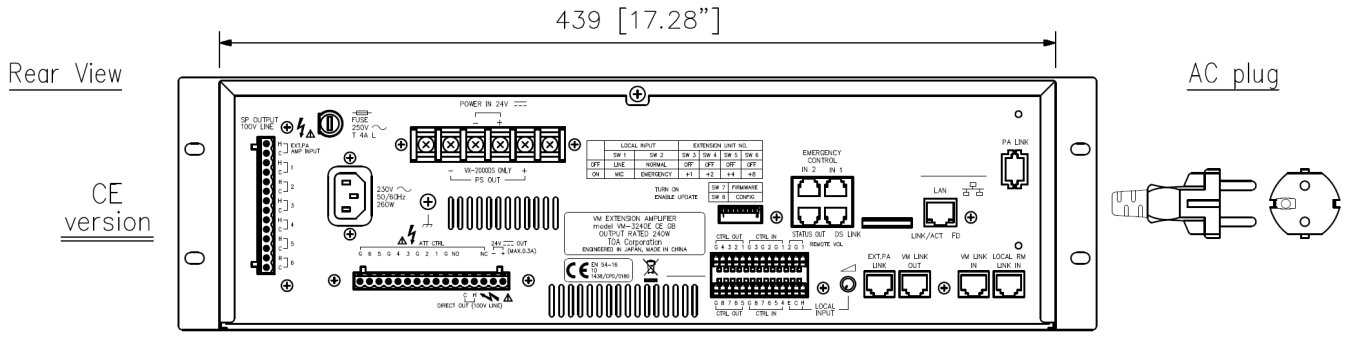
Key features

- System management amplifier can be expanded by connecting up to 9 extension amplifiers
- 240 W rated output
- 6 speaker line outputs
- 8 control inputs and 8 control outputs for general purpose
- 6 control inputs for emergency purpose and 3 control outputs for status information
- Connection to system management amplifier via VM Link

Specifications

Power Source	230 V AC, 50/60 Hz
Power Consumption	600 W (with rated output signal), 260 W (according to EN62368-1)
Rated Output	240 W
Frequency Response	50 Hz – 20 kHz, ± 3 dB (at 1/3 rated output)
Distortion	0.7% or less (at rated output, 1 kHz)
Input	Local Input: -50 dB* (MIC) / -10 dB* (LINE) (changeable), 600Ω , electronically balanced, removable terminal block (14 x 2 pins) External amplifier Input: 100 V line, removable terminal block (14 pins)
Output	Speaker output 1 - 2: Max. (240 W) per output Speaker output 3 - 6: Max. (120 W) per output Speaker output 1 - 6: Total within 240 W, removable terminal block (14 pins) Allowable minimum load: 500Ω (20 W) at 100 V line for speaker line failure detection Direct output: Direct output from internal or external amplifier, removable terminal block (16 pins)
VM Link	Input: Connecting the VM-3240VA or VM-3360VA, RJ45 female connector Output: Connecting the VM-3240E or VM-3360E, RJ45 female connector Maximum distance: 800 m (874.89 yd) Link cable: Category 5 Shielded Twisted-Pair straight cable (CAT5-STP)
EXT PA Link	Connecting the VP-2241, RJ45 female connector Maximum distance: 5 m (16.4 ft) Link cable: Category 5 Shielded Twisted-Pair straight cable (CAT5-STP)
General Control	Input 1 – 8: No-Voltage make contact input, open voltage: 24 V DC, short-circuit current: 2 mA or less, removable terminal block (14 x 2 pins) Output 1 – 8: Isolated open collector output, withstand voltage: 30 V DC, operating current: 10 mA or less, removable terminal block (14 x 2 pins)
Emergency Control	Input 1 - 5: No-Voltage make contact input, open voltage: 24 V DC, short-circuit current: 2 mA or less, RJ45 female connector Input 6: Isolated voltage input, Inactive: -24 V $\pm 20\%$, Active: $+24$ V $\pm 20\%$, RJ45 female connector Status out: Relay contact output, withstand voltage: 40 V DC, operating current: 2 - 300 mA, RJ45 female connector
ATT Control	Relay contact 1 - 6, 125 V AC or 30 V DC, total under 5 A, removable terminal block (16 pins)
Power Input/Output	Power in: Connecting the VX-2000DS only (operating range: 20 - 40 V DC) PS out: 28 V DC / 18 A M4 screw terminal, distance between barriers: 11 mm (0.43")
DC24V Output	24 V DC, Maximum feeding current 0.3 A
DS Link	Connecting the VX-2000DS, RJ45 female connector Maximum distance: 5 m (16.4 ft) Link cable: Category 5 Shielded Twisted-Pair straight cable (CAT5-STP)
Operating Temperature	-5 °C to $+45$ °C (23 °F to 113 °F)
Operating Humidity	5 % to 95 %RH (no condensation)
Finish	Panel: Aluminum, hair-line, black Case: Surface-treated steel plate, black, paint
Dimensions	482 (W) x 132.6 (H) x 407 (D) mm (18.98" x 5.22" x 16.02")
Weight	16.5 kg (36.38 lb)
Included Accessories	Power cable (2 m (6.56 ft) x 1, Link cable (3 m (9.84 ft) x 2, Removable terminal plug (14 pins) x 3, Removable terminal plug (16 pins) x 1

Dimensions



UNIT: mm



A&E specifications

Microprocessor-controlled extension amplifiers for voice alarm compact amplifiers with complete monitoring according to VDE 0833-4 and VDE 0828-1.6 switchable and adjustable volume speaker outputs with a total of 240 Watt nominal power output. Audio input for local transmission with choice of outputs over inputs. 8 universally usable inputs and 8 universally usable control outputs; 6 separate inputs for alarm control of the BMZ with switchable monitoring, one with 24-volt control (polarity); three separate status outputs with relay contacts for feedback to the BMZ: collective fault signal (changeover contact), emergency activated (changeover contact) and CPU from (normally open). Each line output a switching relay for example external volume control in 3- and 4-wire technology. An appropriate additional amplifier can be used as a rescue and announcement enhancer, in the second case, announcements are made without the interruption of background music in durchsagelose areas can be made. The monitoring of the additional amplifier is taken over by the extension amplifier.